

Fall 2023

# MA 16200 Course Introduction

# MA 16200 Fall 2023

- **Welcome!**
- **Instructor: Dr. Joseph Chen**
- **Office: Mathematical Sciences Building (MATH) Room 848**
- **Email: [chenjk@purdue.edu](mailto:chenjk@purdue.edu)**
- **Office Hours:**
  - **MWF 9:00-11:00 am**
  - or by email appointments
- **Course web page:**
  - <http://www.math.purdue.edu/ma162>



# Calendar


(see [www.math.purdue.edu/ma162](http://www.math.purdue.edu/ma162))

## MA 16200 Fall 2023 - Course Calendar

	MONDAY	TUESDAY	WEDNESDAY	THURSDAY	FRIDAY
Week # 1	Aug 21	Aug 22	Aug 23	Aug 24	Aug 25
	LESSON 1	No Quiz	LESSON 2	No Quiz	LESSON 3
	13.1 Vectors in the Plane & 13.2 Vectors in Three Dimensions (up to example 2)	<b>HW DUE:</b> None	13.2 Vectors in Three Dimensions (remainder)	<b>HW DUE:</b> Lessons 1 & 2	13.3 Dot Products
	MONDAY	TUESDAY	WEDNESDAY	THURSDAY	FRIDAY
Week # 2	Aug 28	Aug 29	Aug 30	Aug 31	Sep 1
	LESSON 4	Quiz 1 (Lessons 1,2)	LESSON 5	Quiz 2 (Lessons 3,4)	LESSON 6
	13.4 Cross Products	<b>HW DUE:</b> Lessons 3,4	6.2 Regions Between Curves	<b>HW DUE:</b> Lesson 5	6.3 Volumes by Slicing

# Textbook and Online Homework

- [Calculus, Early Transcendentals, Third Edition](#) by Briggs, Cochran, Gillett, and Schulz; published by Pearson.
- Students need access to [MyLab Math](#).
  - Access is through Brightspace.
  - There is a [two-week](#) trial period for the MyLab Math account. After that students have to pay the (nonrefundable) access fee.
  - Students who have purchased multi-term access previously do NOT need to purchase access again.
- The physical textbook is **NOT** required. MyLab Math gives students access to the ebook.
  - Students may purchase MyLab Math access directly from Pearson during their two-week trial period.

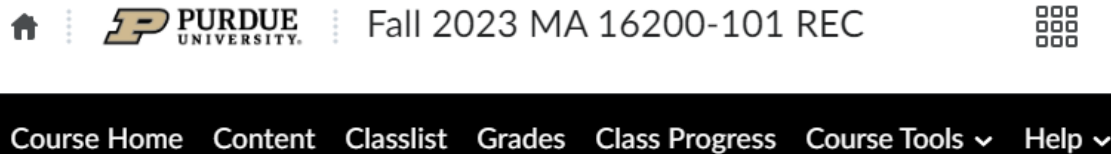


# Lectures and Lecture Notes

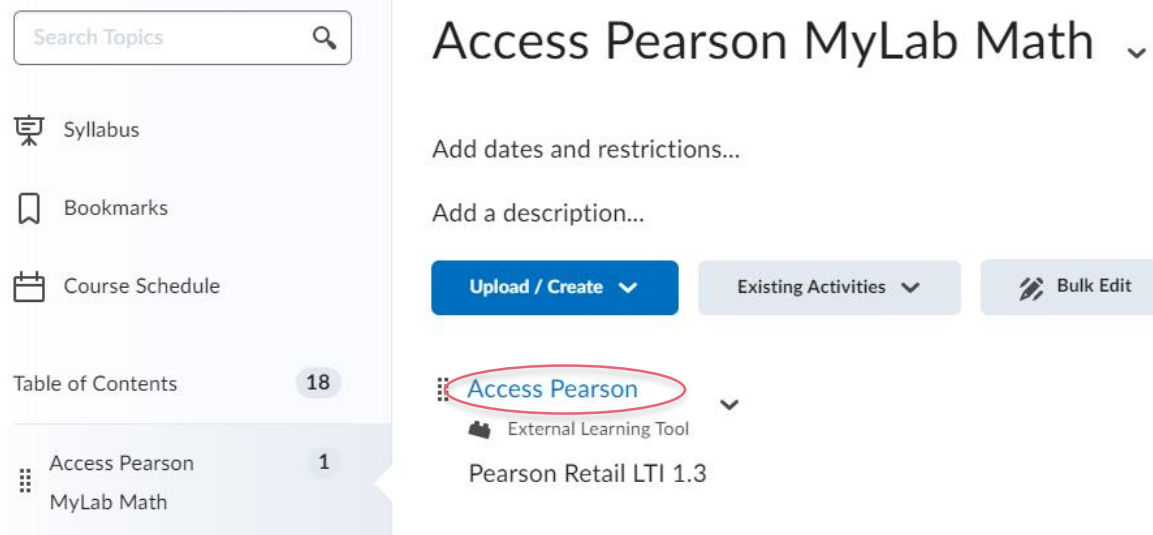
- To access the videos
  - <https://www.math.purdue.edu/~chenjk/>
  - Lecture notes also available on Brightspace
- Lectures will be made available according to the course schedule

# Getting into MyLab

- Get into one of your sections in Brightspace
- Click on Content



- Then click on MyLab and Mastering – Basic




A screenshot of the Brightspace content area. On the left is a sidebar with a search box labeled "Search Topics" and a magnifying glass icon. Below the search box are icons and labels for "Syllabus", "Bookmarks", and "Course Schedule". At the bottom of the sidebar is a "Table of Contents" section with a "18" badge. The first item in the table of contents is "Access Pearson MyLab Math" with a "1" badge. The main content area on the right shows the title "Access Pearson MyLab Math" with a dropdown arrow. Below the title are two buttons: "Upload / Create" (blue) and "Existing Activities" (grey). To the right of these is a "Bulk Edit" button with a pencil icon. Below the buttons is a list of items, with "Access Pearson" circled in red. Underneath "Access Pearson" is the text "External Learning Tool" and "Pearson Retail LTI 1.3".

# Getting into MyLab (cont'd)

- Click on Open MyLab & Mastering

MyLab and Mastering - Basic ▾



Open MyLab & Mastering

# Homework and Quizzes

- 35 online assignments using MyLab Math
  - Homework from Friday and Monday lectures are due Tuesday at 11:59 pm.
  - Homework from Wednesday lecture is due Thursday at 11:59 pm.
- No late homework is accepted.
  - 3 lowest homework scores are excused.
- A quiz in almost every recitation class
  - On material from lessons whose homework is due the previous recitation.
  - See Course Calendar.
  - Quizzes are no more than 15 minutes long.
- No make-up quizzes will be given.
  - 2 lowest quizzes excused.



# Exams

- Schedule:
  - Exam 1: Thursday, 9/21, 6:30 pm, location TBA
  - Exam 2: Thursday, 10/19, 6:30 pm, location TBA
  - Exam 3: Thursday, 11/9, 6:30 pm, location TBA
  - Final exam: Time and Location TBA

# Grades

The **maximum** percentage to get each grade is as follows:

		A+	97%
		A	93%
		A-	90%
		B+	87%
		B	83%
		B-	80%
		C+	77%
		C	73%
		C-	70%
		D+	67%
		D	60%
Homework	14%		
Quizzes	14%		
Three midterms @ 18% each	42%		
Comprehensive Final Exam	30%		

For each of these grades, **it's possible that at the end of the semester a somewhat lower percentage will be enough to get that grade.** (In other words, the lowest percentage to get, for example, an A *could be lower but will not be higher* than 93%.)

# Academic Adjustments for Students with Disabilities

- Accommodated Exams
  - Please schedule directly with the DRC
- Accommodated Quizzes
  - Please contact your recitation TA

# Academic Honesty

- Academic integrity is one of the highest values that Purdue University holds. Individuals are encouraged to alert university officials to potential breaches of this value by either emailing [integrity@purdue.edu](mailto:integrity@purdue.edu) or by calling 765-494-8778. While information may be submitted anonymously, the more information that is submitted provides the greatest opportunity for the university to investigate the concern.
- Purdue prohibits academic dishonesty. According to University policy cheating, plagiarism, lying and deceit in any of their diverse forms (such as the use of substitutes for taking examinations, the use of illegal cribs, plagiarism and copying during examinations) is dishonest and must not be tolerated. Moreover, knowingly to aid, abet, directly or indirectly, other parties in committing dishonest acts is in itself dishonest. If found guilty of academic dishonesty, possible penalties can range from receiving a zero on the assignment to expulsion from the University. For more details about the Purdue policy on academic dishonesty see
- [www.purdue.edu/odos/osrr/academicintegritybrochure.php](http://www.purdue.edu/odos/osrr/academicintegritybrochure.php)

# Quarantine and Isolation

- If you have had a known exposure to COVID-19, please follow the [latest guidance](#) from the CDC.
- The University has a limited amount of housing space available for isolation and quarantine during the 2023-24 academic year. Students should have a personal plan for proper quarantine and isolation should it be necessary in the event that on-campus accommodations are not available at any given time. Information regarding quarantine and isolation resources can be found at
  - <https://protect.purdue.edu/protect-purdue-health-center/quarantine-isolation-resources/>
- Follow the current [isolation and quarantine protocols](#) from the CDC and can calculate their quarantine and isolation period through the [CDC calculator](#).
- Please see the [Protect Purdue](#) website for more information.

# Diversity Welcome



## PURDUE WELCOMES YOU

YOU ARE AN IMPORTANT MEMBER OF A  
WORLD-CLASS UNIVERSITY THAT VALUES  
ALL PEOPLE, THE FREE EXPRESSION OF IDEAS,  
DIVERSITY AND ACTING WITH INTEGRITY.  
WE'RE GLAD YOU'RE HERE.

IDEAS RESPECT OR CREATE  
COMMUNITY  
INSPIRE UNIVERSITY DISCOVER  
VALUES ENERGY UNIVERSITY CELEBRATE  
INTEGRITY

An equal access/equal opportunity university

**PURDUE**  
UNIVERSITY  
ETHICS AND COMPLIANCE

# Exams

- Schedule:
  - Exam 1: Thursday, 9/21, 6:30 pm, location TBA
  - Exam 2: Thursday, 10/19, 6:30 pm, location TBA
  - Exam 3: Thursday, 11/9, 6:30 pm, location TBA
  - Final exam: Time and Location TBA

# Campus Safety and Emergency Preparedness

- Emergency preparedness is your personal responsibility. Purdue University is continuously preparing for natural disasters or human-caused incidents with the ultimate goal of maintaining a safe and secure campus. Let's review the following procedures:
- To report an emergency, call 911.
- To obtain updates regarding an ongoing emergency, and to sign up for Purdue Alert text messages, view [www.purdue.edu/ea](http://www.purdue.edu/ea)
- There are nearly 300 Emergency Telephones outdoors across campus and in parking garages that connect directly to the Purdue Police Department (PUPD). If you feel threatened or need help, push the button and you will be connected immediately.
- If we hear a **fire alarm**, we will immediately suspend class, **evacuate the building**, and proceed to **northeast corner of the Purdue Mall (#7 location on the map on the next slide)**. In the case of inclement weather we proceed to **Stewart Center**. **Do not use the elevator**.
- If we are notified of a **Shelter in Place** requirement for a tornado warning, we will suspend class and shelter in the **lowest level of this building** away from windows and doors.
- If we are notified of a **Shelter in Place** requirement for a hazardous materials release, or a civil disturbance, including a shooting or other use of weapons, we will suspend class and **shelter in our classroom, shutting any open doors or windows, locking or securing the door, and turning off the lights**.



# Emergency Evacuation

